

Vertical Displacement of a Single Pile Due to Axial & Lateral Loads

by Check Turnitin

Submission date: 28-Mar-2024 10:47AM (UTC+0700)

Submission ID: 2333445070

File name: Gunawan_2021_IOP_Conf._Ser._Earth_Environ._Sci._841_012006.pdf (1.19M)

Word count: 2403

Character count: 12185

PAPER · OPEN ACCESS

Vertical Displacement of a Single Pile Due to Axial & Lateral Loads

4
To cite this article: S Gunawan *et al* 2021 *IOP Conf. Ser.: Earth Environ. Sci.* **841** 012006

4
View the [article online](#) for updates and enhancements.

You may also like

7
- [Settlement of nailed slab due to lateral loads](#)
Adolf Situmorang, Pratikso and Abdul Rochim

6
- [ismic performance upgrading of substandard RC frames using shape memory alloy bars](#)
Burak Duran, Onur Tunaboyu, Kadri Can Atli *et al.*

3
- [nlinear thermal stability and snap-through buckling of temperature-dependent geometrically imperfect graded nanobeams on nonlinear elastic foundation](#)
Erfan Salari, Seyed Ali Sadough Vanini and Alireza Ashoori

PRIME
PACIFIC RIM MEETING
ON ELECTROCHEMICAL
AND SOLID STATE SCIENCE

HONOLULU, HI
Oct 6–11, 2024

Abstract submission deadline:
April 12, 2024
Learn more and submit!

Joint Meeting of
The Electrochemical Society
•
The Electrochemical Society of Japan
•
Korea Electrochemical Society

15

Vertical Displacement of a Single Pile Due to Axial & Lateral Loads

S Gunawan, N S Surjandari², B Setiawan² and Y M Purwana P²

¹ Phd Student, Department of Civil Engineering, Sebelas Maret University, Jl. Ir. Sutami 36A Surakarta, Indonesia

² Department of Civil Engineering, Sebelas Maret University, Jl. Ir. Sutami 36 A Surakarta, Indonesia

sumiyatig07@gmail.com

Abstract. Pile foundation supports the upper structure to the subgrade, generally vertical loads. Still, if horizontal loads are very dominant, such as bridges, tall buildings, and tower structures, it must be calculated. Pile foundations with combined loads are generally analyzed. The axial load is first to determine the axial carrying capacity and vertical displacement, then the lateral load to determine the lateral bearing capacity and lateral deflection. In the field, the two loads work together/simulant. In Indonesia, loading tests do not simultaneously, so in construction, it does not account for the additional vertical displacement and lateral deflection due to the load that works simulant. However, there has been an association in ASTM D3966-07 about the *simulant loading test*. This research will investigate the analysis and experimental laboratory, the effect of vertical displacement on a single pile foundation, as the effect of combined loads. Also, it gets a relationship that can be used as a reference for analyzing additional vertical displacement due to combined loads on pile foundations based on available independent loading test. The research will be divided into two stages. Stage I is an analysis with the Finite Element Method (FEM) approach. Phase II is a laboratory model experimental test, which is in box (100x100x80) cm³ filled silty sand soil as an illustration of conditions in the field, single pile foundation using steel with a length of 50cm and 60cm, the diameter of 1.5cm and 2cm, with axial and lateral load variations and combined loads. The results obtained show that after adding vertical load (Pu) about 5x, lateral load (Hu) on (Pu/Hu > 5) and the vertical displacement stays like the loading test until it collapses. Another (Pu/Hu ≤ 5), the lateral load, will increase the significant vertical movement due to the combination load. With axial load five times greater than lateral load, there is no increase in vertical displacement. Still, at an axial load less than five times the lateral load, there is an increase in vertical displacement that needs to be considered.

19

1. Introduction

Pile foundation supports the burden of the upper structure to the subgrade, generally vertical loads. Still, if horizontal loads are very dominant, such as bridges, tall buildings, and tower structures, it must be calculated.

Pile foundations with axial and lateral loads are generally analyzed, not at the same time. The axial load to determine the axial carrying capacity and vertical displacement—the lateral load to determine the lateral bearing capacity and lateral deflection. In fact, in the field, the two loads work together. In Indonesia, limitation in the test does not apply simultaneously but is carried out independently. In construction, it does not account for the additional vertical displacement and lateral



Content from this work may be used under the terms of the Creative Commons Attribution 3.0 licence. Any further distribution of this work must maintain attribution to the author(s) and the title of the work, journal citation and DOI.

Published under licence by IOP Publishing Ltd

1

deflection due to the load that works simultaneously. However, there has been an association in ASTM D3966-07 about the simulant loading test.

Previous studies noted the combined load on a single pile, including the following, Pile foundation under combined loads, lateral deflection is reduced due to axial load. [1]. Pure lateral loading does not cause vertical movement, but in combined loads, the lateral load increases vertical direction. [2]. Lateral bearing capacity will be significantly reduced if the embedded pile is finished, and lateral deflection will decrease with the increasing vertical load on the pile head. [3]. Three-dimensional finite element analysis which shows the significant influence of axial and lateral loads working together. The investigation was carried out in homogeneous clay soils and homogeneous sandy soils. The results show that the axial load on the pile's lateral bearing capacity significantly increases in sandy soil and slightly decreases in clay. In general, it was found that in sandy soils, the axial load effect was significant, even for piles along 30D, whereas for clay soils, the impact was less significant for piles above 15D length. [4]. Test results on the sand in the poorly graded sand (SP) classification, consisting of several variations of the pile and several variations of loading by several methods, showed an increase in the pile foundation's lateral bearing capacity as the vertical load increased. [5]. Some researchers have provided evidence that even though axial loads reduce deflection due to lateral loads, lateral loads increase the vertical reduction in load combinations.

This research will investigate the analysis and experimental laboratory, vertical displacement on a single pile foundation. Another factor is combined loads and a relationship that can be used as a reference for analyzing additional vertical displacement due to combined loads on pile foundations based on an independent loading test.

The research will be divided into two stages, stage I, analysis with Finite Element Method (FEM) approach, and phase II, laboratory model experimental test, which is in box (100x100x80) cm³ filled silty sand soil as an illustration of conditions in the field, single pile foundation using steel with a length of 50cm and 60cm, the diameter of 1.5cm and 2cm, with axial and lateral load variations and combined loads

2. Methodology

2.1. Stage I, Analysis With Finite Element Method (FEM)

Analysis with Finite Element Method (FEM), modeling a single pile foundation using the axisymmetry menu on Finite Element Method (FEM) as follows, axial loading, lateral loading, combined loads (axial and lateral), the variation of length and diameter of the pile, soft soil type, medium and dense, homogeneous soil and layered, submerged and not submerged in water. Interpretation of soil parameter and Variation of load in research with FEM can be seen in Table 1. and Table 2. below,

Table 1. Variation of soil parameter on FEM

Name	T5		T6				Pile	
	Layer 1	Layer 2	Layer 1	Layer 1	Layer 2	Layer 3		Layer 4
Material model	MC	MC	MC	MC	MC	MC	MC	LE
Condition	Drained	Drained	Drained	Drained	Drained	Drained	Drained	Non-Porous
γ_k kN/m ³	16	17	16,5	11,86	12,22	12,86	13,57	24
γ_{sat} kN/m ³	20	21	20	17,50	18,03	17,67	17,83	
E kN/m ²	1,2.10 ⁵	1,2.10 ⁵	8.10 ⁴	1,6.10 ⁶	1,6.10 ⁶	1,6.10 ⁶	1,6.10 ⁶	25,33
Poisson Ratio, μ	0,3	0,3	0,3	0,3	0,3	0,3	0,3	0,3
c kN/m ²	1	1	1	2,05	2,30	0,05	0,02	
ϕ (°)	30	33	31	30	30	35	40	
Interface, R_{inter}	1	0,7	1	0,4	0,35	0,7	0,7	

Tabel 2. Variation of load on FEM

Type of soil	Pile Dimensions		Load Kn until it collapses		
	D (m)	L (m)	Lateral (5-600) Kn	Axial (5-12.000) kN	Combined (kN)
T5 (soft soil) 1 layer	0,65	17	√	√	√
		30	√	√	√
T3 (medium) Two-layer	0,65	22	√	√	√
		26	√	√	√
		30	√	√	√
T3 (dense) 4 layer	0,6	17	√	√	√

2.2. Stage II, Laboratory Model Experimental Test

22

In this study, they were modeling a laboratory scale in a test box with a size (1,0 x 1,0 x 0,8) m³. It is filled with silt sand soil, as a description of conditions in the field (samples were taken in Karang, Kalitirto, Berbah, Sleman, Special Region of Yogyakarta), while the single pile foundation using steel with a length of 0,5m and 0,6m, the diameter of 0,015m and 0,02m. Given loads, axial, horizontal, and combined loads. The laboratory model can be seen in Figure 1. below,

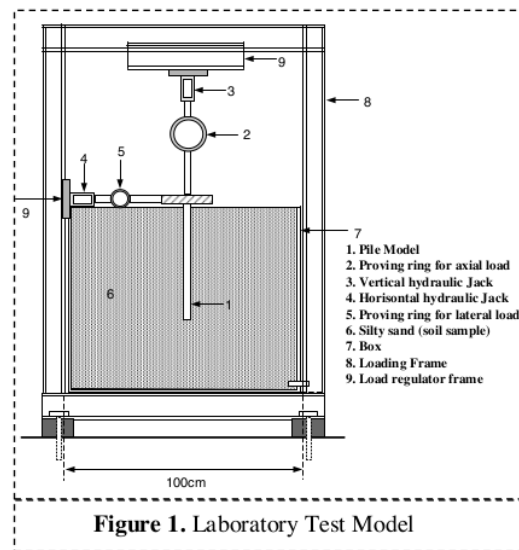


Figure 1. Laboratory Test Model

The test model has length and diameter variations of the pile, and combined loads, as shown in Table 3. below,

Tabel 3. Variation of load on the laboratory test model

Type of soil	Pile Dimensions		Load until it collapses		
	Dm	Lm	Lateral gr	Axial gr	combined loads gr
silty sand	0,015	0,5	√	√	√
silty sand	0,02	0,6	√	√	√

3. Result and Discussion

3.1. Result

Analysis with FEM, with axial loading, lateral loading, combined loads (axial and lateral), the variation of length and diameter of the pile, soft soil type, medium and dense, homogeneous soil and layered, submerged and not submerged in water, illustrates movement at the head of the pile due to axial and lateral loading as in Figure 2., Figure 3., Figure 4. and Figure 5. below this,

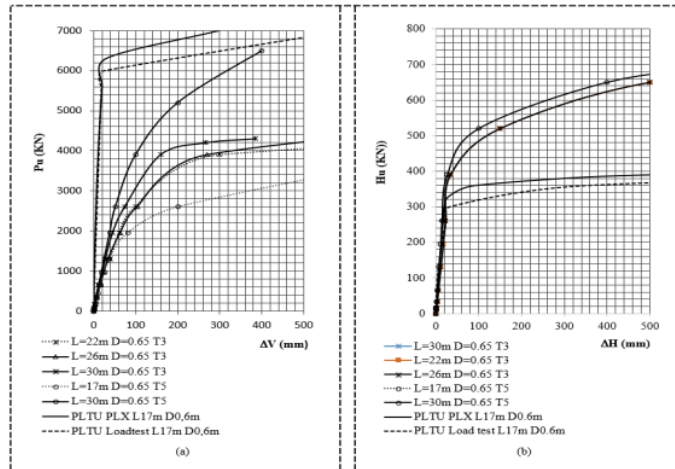


Figure 2. movement at the head of the pile (FEM)
 (a) Displacement vertical without lateral load
 (b) Deflection horizontal without axial load

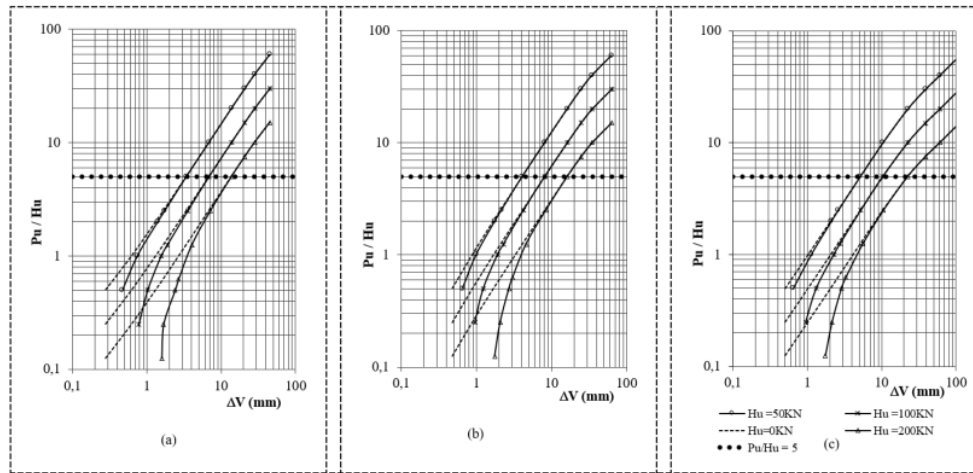


Figure 3. Vertical displacement for T3 medium density (FEM)
 (a) L 30m, D 0,65m
 (b) L 26m, D 0,65m

(c) L 22m, D 0,65m

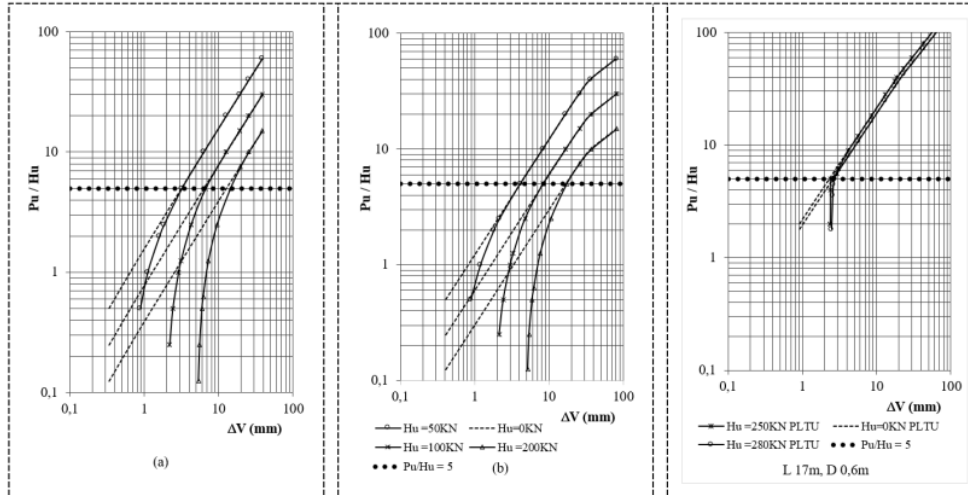


Figure 4. Vertical displacement for T5 Soft Soil (FEM)
 (a) L 30m, D 0,65m
 (b) L 17m, D 0,65m

Figure 5. Vertical displacement for T6 dense (FEM)

Experimental tests of laboratory-scale models, with silty sand as a description of conditions in the field, while the single pile foundation uses steel with lengths of 50cm and 60cm, diameters of 1.5cm and 2cm, movement at the head of the pile with variations in axial loads and lateral loads in Figure 6. and vertical movement because of the combination of loads in Figure 7. below this,

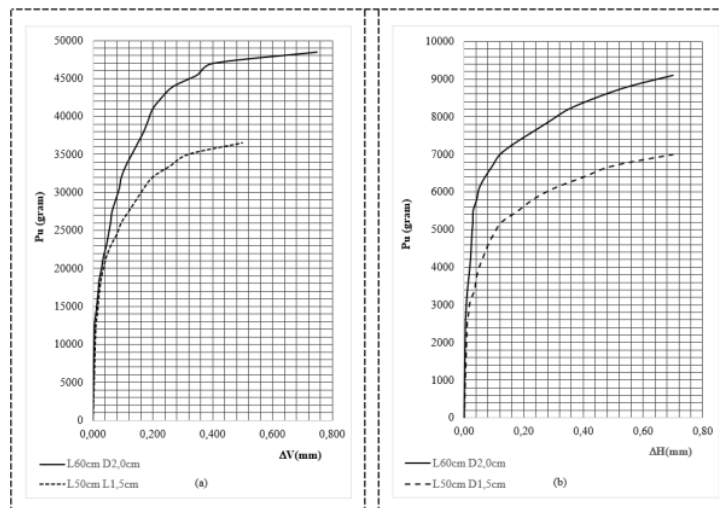
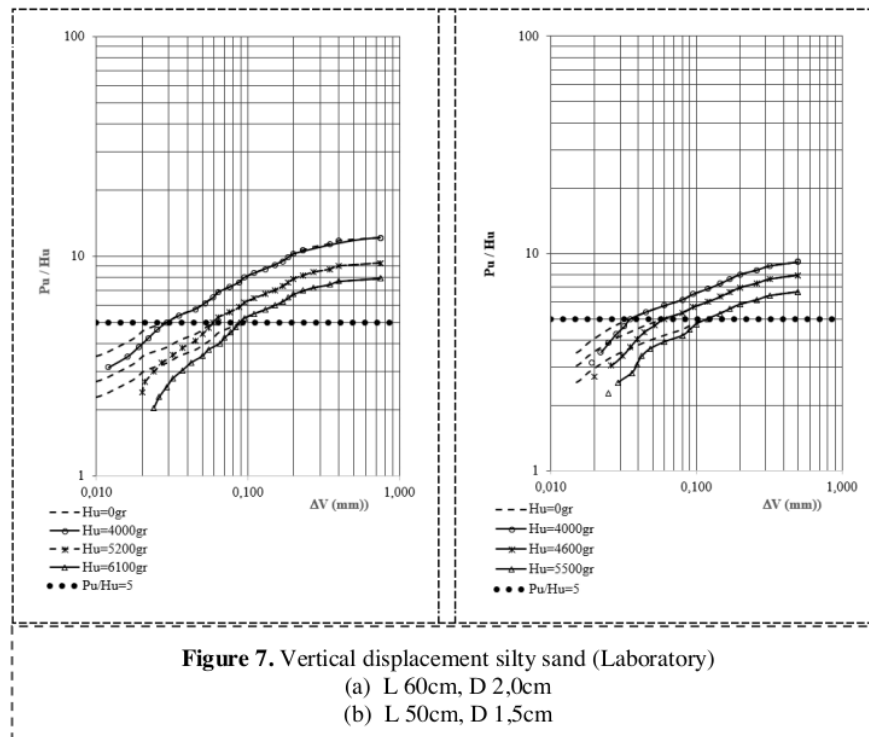


Figure 6. movement at the head of the pile (laboratory)
 (a) Displacement vertical without lateral load
 (b) Deflection horizontal without axial load



3.2. Discussion

The FEM analysis results [11] and laboratory experiments show at specific comparisons of P_u (axial load) and H_u (lateral load), the lateral load will significantly increase the vertical displacement due to the combined limitations. At a particular ratio, due to axial load, pile dimensions, and elastic modulus of the soil, so lateral deflection increases significantly until it collapses. Precisely, the axial load about five times greater than the lateral load. There is no increase in vertical movement. Still, at axial load about less than five times the lateral load, there is an increase in the vertical movement that needs to be considered. Although axial load reduces deflection lateral in the combined load, lateral load adds to the vertical movement.

4. Conclusion

The results obtained show that after adding vertical load (P_u) about 5x lateral load (H_u), that [11] ($P_u/H_u > 5$), the vertical displacement stays, like the loading test until it collapses and on ($P_u/H_u \leq 5$), the lateral load will increase the significant vertical movement due to the combination load, with axial load five times greater [8] than lateral load, there is no increase in vertical displacement, but at an axial load less than five times the lateral load, there is an increase in vertical displacement that needs to be taken into account

Acknowledgments

thanks to the laboratory assistants, to the field supporters so that this paper can be realized, as one of the requirements for completing studies in doctoral programs in civil engineering. Hopefully, this research can be useful.

References

- [1] Ibrahim S F, Al-Soud M S & Al-Asadi F I 2018 Performance of a Single Pile under Combined Axial and Lateral Loads in Layered Sandy Soil *Journal of Engineering and Sustainable Development*, **22** (1) 121-136
- [2] Anagnostopoulos C & Georgiadis M 1993 Interaction of axial and lateral pile responses *Journal of Geotechnical Engineering* **119** (4) 793-798
- [3] Zhu M X, Zhang Y, Gong W M, Wang L & Dai G L 2017 Generalized solutions for axially and laterally loaded piles in multi-layered soil deposits with transfer matrix method *International Journal of Geomechanics* **17** (4) 04016104
- [4] Karthigeyan S, Ramakrishna V V G S T & Rajagopal K 2007 Numerical investigation of the effect of vertical load on the lateral response of piles *Journal of Geotechnical and Geoenvironmental Engineering* **133** (5) 512-521
- [5] Nugroho S A 2016 *Pengaruh Beban Vertikal terhadap Daya Dukung Lateral Pondasi Tiang* (Riau: Doctoral dissertation, Riau University)

Vertical Displacement of a Single Pile Due to Axial & Lateral Loads

ORIGINALITY REPORT

19%

SIMILARITY INDEX

14%

INTERNET SOURCES

16%

PUBLICATIONS

10%

STUDENT PAPERS

PRIMARY SOURCES

1	www.pmrslab.cn Internet Source	4%
2	www.karyailmiah.trisakti.ac.id Internet Source	2%
3	www.repo.uni-hannover.de Internet Source	1%
4	www.researchgate.net Internet Source	1%
5	Submitted to University of Lancaster Student Paper	1%
6	Fauzan, F A Ismail, Z A Jauhari. "Seismic retrofitting analysis using concrete jacketing and shear wall on dental hospital building of Andalas University", IOP Conference Series: Materials Science and Engineering, 2019 Publication	1%
7	G Venkatraman, V Vanathi, S Veeraraghavan, K Sornamugi. "Effect of outrigger-belt truss system on the storey drift and maximum	1%

displacement of high-rise building", IOP
Conference Series: Materials Science and
Engineering, 2022

Publication

8	research-repository.griffith.edu.au Internet Source	1 %
9	Ming-xing Zhu, Yanbei Zhang, Wei-ming Gong, Lei Wang, Guo-liang Dai. "Generalized Solutions for Axially and Laterally Loaded Piles in Multilayered Soil Deposits with Transfer Matrix Method", International Journal of Geomechanics, 2017 Publication	1 %
10	Muhammad Arshad, Brendan C. O'Kelly. "Analysis and Design of Monopile Foundations for Offshore Wind-Turbine Structures", Marine Georesources & Geotechnology, 2015 Publication	1 %
11	www.jvejournals.com Internet Source	1 %
12	Submitted to Universitas Borneo Tarakan Student Paper	1 %
13	www.mdpi.com Internet Source	1 %
14	kipdf.com Internet Source	1 %

15

S V Butnik, V A Viatkin, M N Dzhalalov, I V Hovorukha, V V Bielka. "Peculiarities of erecting walls for houses and buildings by technology of monolithic construction using permanent formwork unit", IOP Conference Series: Materials Science and Engineering, 2020

Publication

<1 %

16

Submitted to Universitas Atma Jaya Yogyakarta

Student Paper

<1 %

17

civilejournal.org

Internet Source

<1 %

18

desainkapal.wordpress.com

Internet Source

<1 %

19

es.scribd.com

Internet Source

<1 %

20

Rahul Sinha, Rajib Sarkar, J. S. Rajeswari. "Flexural Response of Pile Foundation in Liquefiable Soil Using Finite-Difference Formulation Following Pseudostatic Approach", Indian Geotechnical Journal, 2020

Publication

<1 %

21

Wen-Juan Yao, Wu-Xian Yin, Jun Chen, Yuan-Zhong Qiu. "Numerical Simulation of a Super-Long Pile Group under Both Vertical and

<1 %

Lateral Loads", Advances in Structural Engineering, 2016

Publication

22

[docplayer.com.br](https://www.docplayer.com.br)

Internet Source

<1 %

23

Wenjun Lu, Ga Zhang. "New p-y curve model considering vertical loading for piles of offshore wind turbine in sand", Ocean Engineering, 2020

Publication

<1 %

24

Yogendra Tandel, Gaurang Vesmawala. "Field and numerical analysis on effect of axial load on the lateral response of a pile", World Journal of Engineering, 2019

Publication

<1 %

Exclude quotes On

Exclude matches Off

Exclude bibliography On